

An
Bord
Pleanála

Observation on a Planning Appeal: Form

Your details

1. Observer's details (person making the observation)

Your full details:

(a) Name

(b) Address

Agent's details

2. Agent's details

If an agent is making your observation, please provide their details below. If you are not using an agent, please write "Not applicable" below.

(a) Agent's name

(b) Agent's address

Postal address for letters

3. During the appeal process we will post information and items to you **or** to your agent. For this observation, who should we write to? (Please tick ✓ one box only.)

You (the observer) at the address in Part 1

The agent at the address in Part 2

Details about the proposed development

4. Please provide details about the application you wish to make an observation on. If you want, you can include a copy of the planning authority's decision as the observation details.

(a) Planning authority

(for example: Ballytown City Council)

(b) An Bord Pleanála appeal case number (if available)

(for example: ABP-300000-19)

(c) Planning authority register reference number

(for example: 18/0123)


(d) Location of proposed development

(for example: 1 Main Street, Baile Fearainn, Co Abhaile)


Observation details

5. Please describe the grounds of your observation (planning reasons and arguments). You can type or write them in the space below or you can attach them separately.

5. Please describe the grounds of your observation (planning reasons and arguments). You can type or write them in the space below or you can attach them separately.


A large, empty rectangular box with a thin black border, intended for the user to type or write their grounds of observation. The box is currently blank.

5. Please describe the grounds of your observation (planning reasons and arguments). You can type or write them in the space below or you can attach them separately.

A large, empty rectangular box with a thin black border, intended for the user to type or write their grounds of observation. The box is currently blank.

5. Please describe the grounds of your observation (planning reasons and arguments). You can type or write them in the space below or you can attach them separately.

5. Please describe the grounds of your observation (planning reasons and arguments). You can type or write them in the space below or you can attach them separately.

A large, empty rectangular box with a thin black border, intended for the user to type or write their grounds of observation. The box is currently blank.

Supporting material

6. If you wish, you can include supporting materials with your observation.

Supporting materials include:

- photographs,
- plans,
- surveys,
- drawings,
- digital videos or DVDs,
- technical guidance, or
- other supporting materials.

Fee

7. You **must** make sure that the correct [fee](#) is included with your observation. You can find out the correct fee to include in our [Fees and Charges Guide](#) on our website.

NALA has awarded this document its Plain English Mark

Last updated: April 2019.

